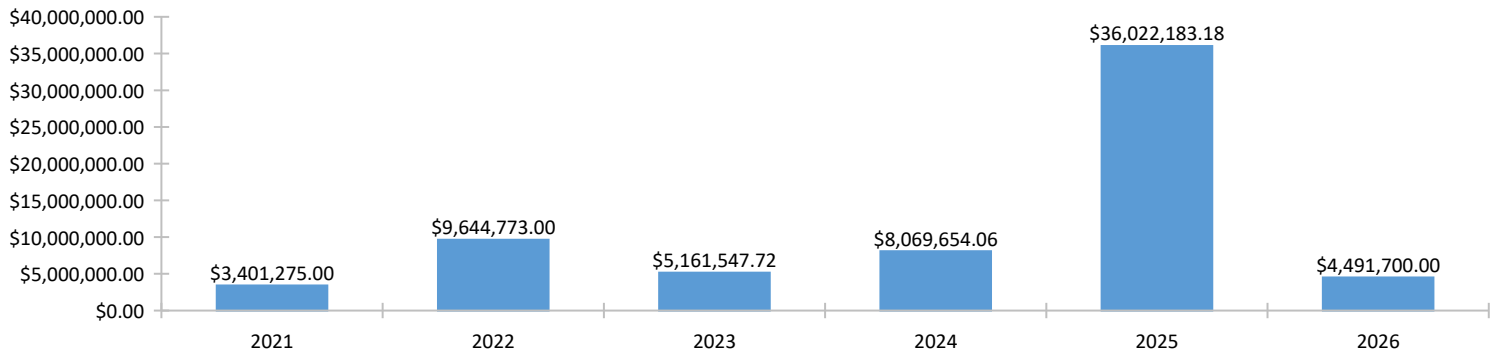


DEVELOPMENT PERMIT STATISTICS

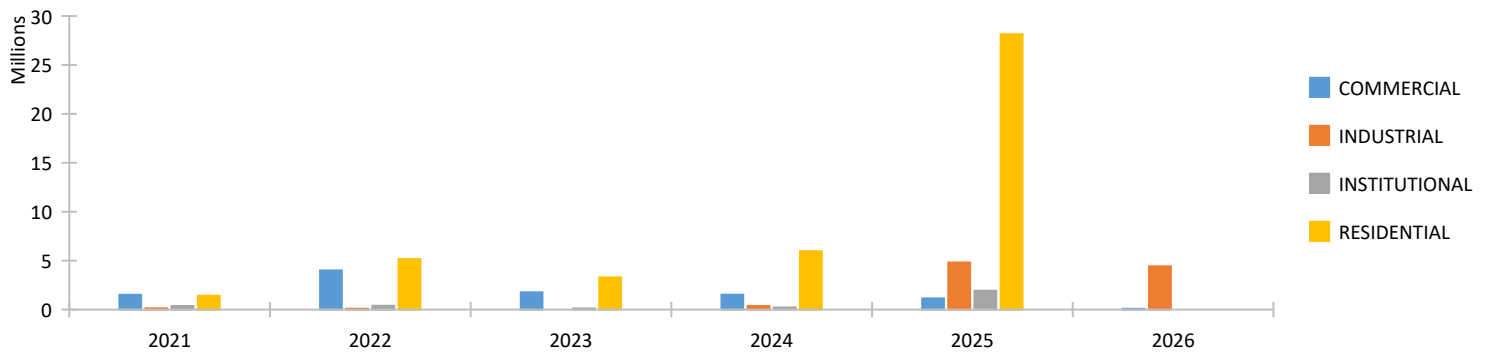


YEARLY COMPARISON AS OF #####

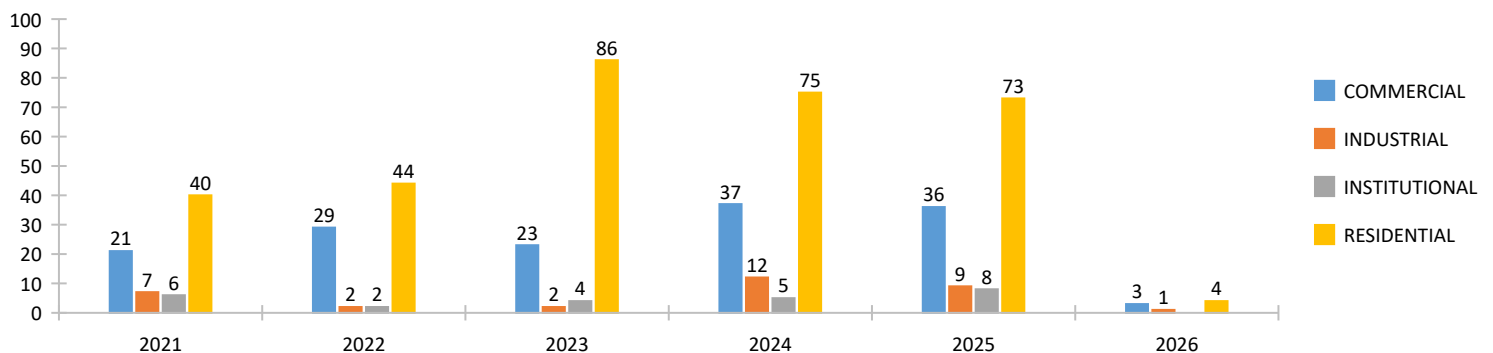
TOTAL DEVELOPMENT PERMIT VALUES



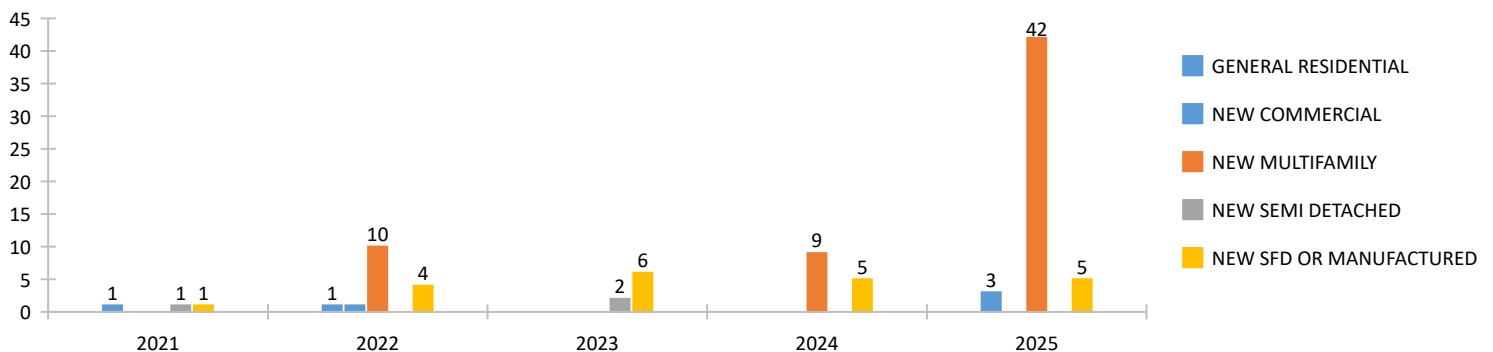
DEVELOPMENT PERMIT VALUES BY TYPE



DEVELOPMENT PERMITS ISSUED BY TYPE



NEW HOUSING UNITS BY TYPE



DEVELOPMENT PERMIT STATISTICS



YEARLY COMPARISON AS OF #####

CATEGORY	2021	2022	2023	2024	2025	2026 YTD*
RESIDENTIAL						
GENERAL RESIDENTIAL	\$603,625	\$387,000	\$475,465	\$359,584	\$1,157,100	\$0
PERMITS ISSUED	39	39	77	67	61	4
NEW HOUSING UNITS	1	1	0	0	3	0
NEW SFD OR MANUFACTURED	\$475,000	\$1,775,000	\$2,210,000	\$475,000	\$1,454,000	\$0
PERMITS ISSUED	1	4	7	5	5	0
NEW HOUSING UNITS	1	4	6	5	5	0
NEW SEMI DETACHED	\$350,000	\$0	\$600,000	\$350,000	\$0	\$0
PERMITS ISSUED	1	0	2	1	0	0
NEW HOUSING UNITS	1	0	2	1	0	0
NEW MULTIFAMILY	\$0	\$3,000,000	\$0	\$0	\$25,535,000	\$0
PERMITS ISSUED	0	1	0	0	8	0
NEW HOUSING UNITS	0	10	0	0	42	0
SUBTOTAL PERMIT VALUE	\$1,408,625	\$5,162,000	\$3,285,465	\$5,969,584	\$28,143,600	\$0
SUBTOTAL PERMITS ISSUED	40	44	86	75	73	4
COMMERCIAL						
NEW COMMERCIAL	\$1,189,400	\$600,000	\$0	\$300,000	\$1,700	\$0
PERMITS ISSUED	4	1	0	1	1	0
GENERAL COMMERCIAL	\$294,900	\$3,402,273	\$1,760,883	\$1,236,839	\$1,133,750	\$71,700
PERMITS ISSUED	15	28	23	37	33	3
SUBTOTAL PERMIT VALUE	\$1,504,300	\$4,002,273	\$1,760,883	\$1,521,839	\$1,139,950	\$71,700
SUBTOTAL PERMITS ISSUED	21	29	23	37	36	3
INDUSTRIAL						
NEW INDUSTRIAL	\$0	\$0	\$0	\$0	\$0	\$4,420,000
PERMITS ISSUED	0	0	0	0	0	1
GENERAL INDUSTRIAL	\$126,000	\$90,500	\$0	\$351,800	\$4,856,293	\$0
PERMITS ISSUED	8	2	2	11	11	0
SUBTOTAL PERMIT VALUE	\$126,000	\$90,500	\$0	\$366,800	\$4,804,293	\$4,420,000
SUBTOTAL PERMITS ISSUED	7	2	2	12	9	1
INSTITUTIONAL						
NEW INSTITUTIONAL	\$127,500	\$0	\$10,000	\$0	\$0	\$0
PERMITS ISSUED	2	0	1	0	0	0
GENERAL INSTITUTIONAL	\$234,850	\$390,000	\$105,200	\$211,431	\$1,884,340	\$0
PERMITS ISSUED	4	2	3	5	7	0
SUBTOTAL PERMIT VALUE	\$362,350	\$390,000	\$115,200	\$211,431	\$1,934,340	\$0
SUBTOTAL PERMITS ISSUED	6	2	4	5	8	0
TOTAL PERMIT VALUE	\$3,401,275	\$9,644,773	\$5,161,548	\$8,069,654	\$36,022,183	\$4,491,700
TOTAL PERMITS ISSUED	74	77	115	129	126	8
AVERAGE DAYS TO APPROVE	2.4	2.7	3.9	2.5	3.5	4.5
TOTAL NEW HOUSING UNITS	3	16	8	14	50	0